

Quick Reference


THE CISCO ACCESS ANALOG STATION GATEWAY

Quick Connect

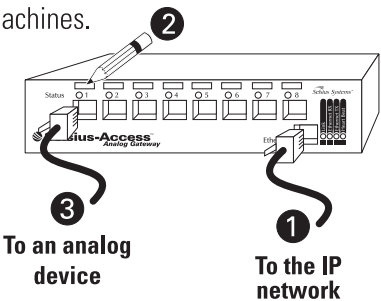
Configure the Gateway in CallManager Administration.



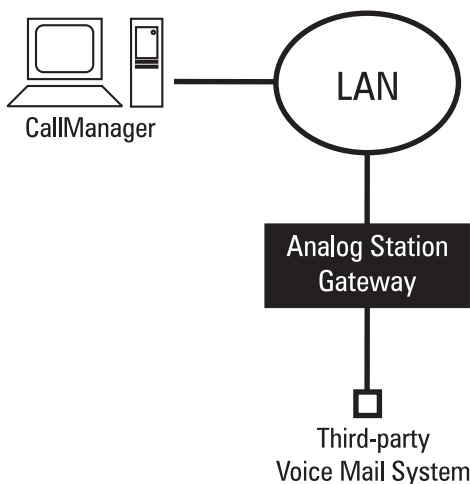
Attach the power supply and plug it in.



Connect IP network and analog devices such as telephone and FAX machines.



Topology



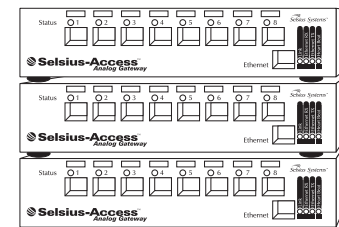
Getting Help

For detailed installation and configuration instructions, visit our Web site and view the Cisco CallManager System Guide at:

<http://www.cisco.com/documentation/ccm/v24/index.htm>

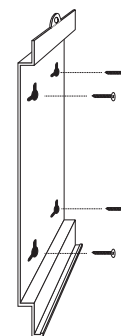
Documentation is also included with the Cisco CallManager software. From CallManager Administration, click Help to open the online version of the System Guide.

Mounting



You can stack Analog Station Gateways and mount them to a wall using the optional wall mount bracket.

Wall mounting using the optional bracket.

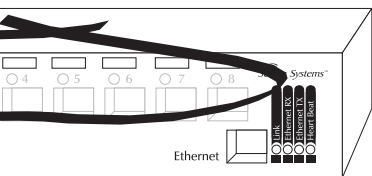


1

*The wall mount bracket is not included. Please contact your sales representative for more information.

Status Lights

Status Lights



lights show the status of individual station ports. Gateway can have from two to eight ports for

is in-service, but idle.

an active call on the port.

seconds The port is configured in Cisco line battery voltage is detected.

Status Lights

lights show the status of the port Ethernet network.

s that the port is enabled and active port. If the light is off, this port ed to an active port or the other port is disabled.

indicates that the port is receiving Ethernet data.

indicates that the port is transmitting Ethernet

with a cadence of 1 second on, 1 second off way is communicating with Cisco CallManager. every 2 seconds if the gateway is not Cisco CallManager.



Notice

This device cannot be connected to the public switched telephone network (PSTN) in countries outside of North America.

FCC Registration Information

The Cisco Access Analog Gateway is in full compliance with Part 68 of the Federal Communication Commission's (FCC) rules and regulations. Cisco Access Analog Gateway complies with FCC Part 15, Subpart b, for a Class A computing device. In all matters regarding FCC registration and requirements of Appendix J of the FCC Form 730 Application Guide concerning Part 68 of the rules, the label information below is to be used (the label is on the back of the equipment) and the information will be provided to the telephone company if requested.

- FCC Registration - Part 68 # [CZCUSA-25773-PF-T](#); File No. [2942-CX-98](#)
- Ringer Equivalence Number (REN) - [0.4B](#)
- Required Connector - [RJ-11C](#)
- Authorized Network Ports - [02LS2](#)

Further requirements are as follows:

- The Ringer Equivalence Number (REN) is used to determine the quantity of devices which may be connected to the telephone company lines. Excessive RENs on the telephone line may result in devices not ringing in response to an incoming call. In most, but not all, areas the sum of the RENs should not exceed five (5.0). To be certain of the number of devices that may be connected to the line as determined by the total RENs, contact the telephone company to determine the maximum RENs for the calling area.
- If the Cisco Access Analog Gateway causes harm to the telephone network, the telephone company will notify the customer in advance that temporary discontinuance of service may be required. But if advance notice is not practical, the telephone company will notify the customer as soon as possible. Also, the customer will be advised of the right to file a complaint with the FCC if it is believed to be necessary.
- The telephone company may make changes in its facilities, equipment, operations, or procedures that could affect the operation of the equipment. If this happens, the telephone company will provide advance notice in order for necessary modifications to be made to maintain uninterrupted services.
- If trouble is experienced with the Cisco Access Analog Gateway unit, please refer to Cisco Systems Limited Hardware Warranty for repair and/or warranty information. If the trouble is causing harm to the telephone network, the telephone company may request that the equipment be removed from the network until the problem is solved.
- Connection to Party Line Service is subject to state tariffs. (Contact the public utility commission, public service commission, or corporate commission for information.)
- This equipment is capable of providing users access to interstate providers of operator services through the use of access codes. Modifications of this equipment by call aggregators to block access dialing codes is a violation of the Telephone Operator Consumers Act of 1990 and Part 68 of the FCC rules.

Industry Canada

Notice: The Industry Canada label identifies certified equipment. This certification means that the equipment meets certain telecommunications network protective, operational, and safety requirements as prescribed in the appropriate Terminal Equipment Technical Requirements document(s). The Department does not guarantee the equipment will operate to the user's satisfaction.

Before installing this equipment, users should ensure that it is permissible to be connected to the facilities of the local Telecommunications Company. The equipment must also be installed using an acceptable method of connection. The customer should be aware that compliance with the above conditions may not prevent degradation of service in some situations.

Repairs to certified equipment should be coordinated by a representative designated by the supplier. Any repairs or alterations made by the user to this equipment, or equipment malfunctions, may give the telecommunications company cause to request the user to disconnect the equipment.

Users should ensure for their own protection that the electrical ground of telephone lines and internal metallic water pipe system, if present, are connected to the same ground. This connection may be particularly important in rural areas.

CAUTION: Users should not attempt to make such connections themselves, but should contact a qualified electric inspection authority, or electrician, as appropriate.

NOTICE: The Ringer Equivalence Number (REN) assigned to each terminal device determines the maximum number of terminals allowed to be connected to a telephone line. The total REN of the interface may consist of any combination of devices subject only to the requirement that the sum of the Ringer Equivalence Numbers of all the devices does not exceed 5.

- Industry Canada CS03 - Certification # [3144 9305 A](#); File No. 46390-31
- Ringer Equivalence Number (REN) - [0.3](#)

Corporate Headquarters
Cisco Systems, Inc.
170 West Tasman Drive
San Jose, CA 95134-1706
USA
<http://www.cisco.com>

Corporate Headquarters
Cisco Systems, Inc.
170 West Tasman Drive
San Jose, CA 95134-1706
USA
<http://www.cisco.com>

Copyright © 1999, Cisco Systems, Inc. All rights reserved. Cisco, Cisco IOS, Cisco Systems, and Cisco Systems are registered trademarks of Cisco Systems, Inc. in the U.S. and certain other countries. All other trademarks and registered trademarks are the property of their respective owners.



Printed in the USA on recycled paper containing 10% postconsumer waste.

Corporate Headquarters
Cisco Systems, Inc.
170 West Tasman Drive
San Jose, CA 95134-1706
USA
<http://www.cisco.com>

Copyright © 1999, Cisco Systems, Inc. All rights reserved. Cisco, Cisco IOS, Cisco Systems, and Cisco Systems are registered trademarks of Cisco Systems, Inc. in the U.S. and certain other countries. All other trademarks and registered trademarks are the property of their respective owners.



Printed in the USA on recycled paper containing 10% postconsumer waste.